

# AquaCare

## DryAir

Dessicant Air Dryer

AD1000

### Quick Start Guide


Guide de démarrage rapide

Kurzanleitung

Guida di partenza rapida

Guía de inicio rápido

Инструкция по установке



**ATTENTION:**

DO NOT CONNECT TO THE AIR SUPPLY BEFORE READING THIS GUIDE.

**ATTENTION :**

AVANT DE BRANCHER L'APPAREIL A L'ALIMENTATION EN AIR, LISEZ ATTENTIVEMENT CE GUIDE.

**ACHTUNG:**

DAS GERÄT IST ERST NACH DEM LESEN DES HANDBUCHS AN DIE LUFTZUFUHR ANZUSCHLIESSEN.

**ATTENZIONE:**

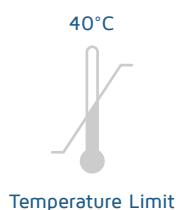
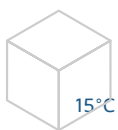
NON COLLEGARE L'UNITÀ AL GENERATORE D'ARIA PRIMA DI LEGGERE LA PRESENTE GUIDA.

**ATENCIÓN:**

NO CONECTE AL SUMINISTRO DE AIRE ANTES DE LEER ESTA GUÍA.

**ВНИМАНИЕ:**

Не подключайте к подачу воздуха, не читая инструкции



1.96KG



80%



www.velopex.com

## DESCRIPTION

The AquaCare DryAir Box is a box designed to reduce the water content in compressed air, for use with a dental air abrasion unit. The unit can be supplied standalone or incorporated into our AquaCare Cart.

It has a push-fit input connection of 6mm, and it has a push-fit output connection of 6mm. The AquaCare DryAir Box is not intended for use with a garage type compressor, which may give out a high oil content in the compressed air.

If in any doubt, please telephone your local distributor or Medivance Instruments for further advice on +44 (0)20 8965 2913.

## INSTRUCTIONS FOR USE

The DryAir Box is designed to have an input pressure of between 4 Bar and 8 Bar.

Therefore the Box input should be connected to a suitable air supply i.e. - Oil Free Air supply between 4 and 8 Bar and capable of supplying up to 40Ltr/minute via a 6mm tube.

The output of the DryAir Box is intended for use with an air abrasion machine, i.e. an AquaCare Twin or Single.

### IMPORTANT

There is a switch on the Box which should be turned to its extremity ONCE DAILY to ensure that the internal desiccant material remains dry. The above action ensures that your air is in good condition for use with the air abrasion unit.

## MAINTENANCE

There is no routine maintenance required for the AquaCare DryAir Box other than turning the switch once daily.

## INCOMING AIR

Must be of reasonable quality. If using an oil-lubricated compressor a suitable oil-removing filter must be placed before the DryAir Box.

There is a small release of air from the Box (approximately 2Ltr/Minute). This is perfectly normal.

## SPECIFICATION

Provided that the switch is turned once daily the output air will meet the required dryness level for dental air, i.e. better than -20C dew point.

The filter on the back of the unit is there so that any water droplets can be collected and automatically expelled when the compressor is turned off. The air drains down, allowing the automatic valve to open and therefore releases the collected water.

